









PROCOOL SP480 SERIES TEMPERATURE CONTROLLED COOLING SYSTEMS

Intake Models: SP480X, SP480XT, SP480TV, SP480T

Exhaust Models: SP480X-E, SP480XT-E, SP480TV-E, SP480T-E



Model No.	SP480X, SP480X-E Silent Operation	SP480XT, SP480XT-E Silent Variable Speed	SP480TV, SP480TV-E High Airflow	SP480T, SP480T-E Ultra High Airflow
				
Panel Size:	2U (19"w x 3.5"h x 2"d)	2U (19"w x 3.5"h x 2"d)	2U (19"w x 3.5"h x 2"d)	2U (19"w x 3.5"h x 2.5"d)
Panel color/material:	Black/metal	Black/metal	Black/metal	Black/metal
Fan Size:	80mm x 80mm x 25mm	80mm x 80mm x 25mm	80mm x 80mm x 25mm	80mm x 80mm x 38mm
Number of Fans:	4	4	4	4
Fan Speed (per fan):	1600 RPM	1200-2400 RPM	4200 RPM	5700 RPM
Air Flow Direction	INTAKE (*E = EXHAUST)	INTAKE (*E = EXHAUST)	INTAKE (*E = EXHAUST)	INTAKE (*E = EXHAUST)
Air Flow (combined):	128 CFM	56-128 CFM	212 CFM	336 CFM
Static Pressure (per fan):	2.89 mm H ₂ O	2.52mm H ₂ O	0.260 in H ₂ O	0.740 in H ₂ O
Noise (combined):	20 dBA	12-20 dBA	45 dBA	61 dBA
Thermistor Probe length	n/a	n/a	n/a	n/a
Grills/Guards:	Black Wire	Black Wire	Black Wire	Black Wire
Bearings:	Fluid Dynamic	Fluid Dynamic	Dual Ball Bearings	Precision Ball Bearings
Power Supply:	100-240 VAC - 12 VDC	100-240 VAC - 12 VDC	100-240 VAC - 12 VDC	100-240 VAC - 12 VDC
Power Supply Plug:	NEMA 1-15 – 2.1mm	NEMA 1-15 – 2.1mm	NEMA 1-15 – 2.1mm	NEMA 1-15 – 2.1mm
Power Supply Cable:	36"	36"	36"	36"
Current draw:	0.36A	0.68A	1.92A	3.04A
Power consumption:	4.32w	8.16w	23.04w	36.4w
Weight	2 lbs.	2 lbs.	2 lbs.	2 lbs.
Operating Temperature	14 ~ 158°F (-10 ~ 70°C)	14 ~ 158°F (-10 ~ 70°C)	14 ~ 158°F (-10 ~ 70°C)	14 ~ 158°F (-10 ~ 70°C)
Storage Temperature:	-40 ~ 158°F (-40 ~ 70°C)	-40 ~ 158°F (-40 ~ 70°C)	-40 ~ 158°F (-40 ~ 70°C)	-40 ~ 158°F (-40 ~ 70°C)
Fan Model	SX80	SXT80	TV80	T80
				



Features:

- * Control 4 fans individually with 4 temp zones
- * Large Temperature display (Switchable- on or off)
- * Switch between Fahrenheit and Celsius easily.
- * Switches from thermal control to always on mode
- * Programmable from 32-212°F (0-100 Celsius)
- * 32" thermal probe (48" Extensions are available separately)

Temperature probe



Instructions:

THERMAL PROBE:

Position the probe where you want it to detect the temperature. It can be left as is on the panel for an ambient temp. Or it can be placed at the top of a cabinet or above a hot component. Try to avoid placing the probe where the fans will blow directly on it. For best results, locate the probe where it will detect the most heat.

PROGRAM:

Press the PROGRAM button to set the on and off temperatures for each of the 4 zones. Press the PROGRAM button to begin. All LED's will turn on indicating programming for Global Mode. All Zones will operate with the same temperature. Press PROGRAM again to toggle between Zones 1 through 4. The LED for the selected zone will turn on. To exit program mode press PROGRAM until all LED's turn off. Settings will be automatically saved.

START / STOP:

While in the selected PROGRAM mode, press the START button to set the temperature where the fans should turn on. Use the UP and DOWN buttons to change the temperature. Then press the STOP button to set the temperature where the fans should turn off.

Hold START and STOP together for 3 seconds to switch to Always On mode which bypasses temperature control. The screen will display bp for bypass mode. The fans will continue to run until switched back to temperature mode or powered off.

UP - C/F - Display:

Press the UP button to toggle between Celsius "C" or Fahrenheit "F" (when NOT in Programming mode)
Press and hold the UP button for 3 seconds to enter DARK mode. The indicator lights and display will shut off. The controller will still function as normal. Repeat to turn the display back on.

DOWN:

Used only for setting the temperature in programming mode.

HEATING FUNCTION:

Set the START temperature lower than the STOP temperature. The controller will run until the stop temperature is reached and the environment is heated to the set temperature.